



DEEP CYCLE AGM 22-AGM



• VRLA AGM

- BCI Group 22, 12V
- CCA 280 / CA 336
- Reserve Capacity [Ah@20hr rate]: 47
- Reserve Capacity [min@25 Amps]: 50
- Energy [kWh]: 0.62
- Weight: 40 lbs.
- Length: 8.96 in (228 mm)
- Width: 5.49 in (139 mm)
- Height: 8.06 in (219 mm)
- DT



Deep-Cycle AGM

Trojan's deep-cycle Absorbed Glass Mat (AGM) maintenance-free batteries feature a number of design elements to provide optimum performance. Robust plates and separators extend the life-cycle of Trojan's deep-cycle AGM batteries while a computer-generated grid design is optimized for high-power density. Trojan's deep-cycle AGM batteries are low temperature tolerant, shock and vibration resistant and have a low internal resistance for higher discharge current and higher charging efficiency.



DATA SHEET

MODEL 22-AGM
 VOLTAGE 12V
 CAPACITY 50Ah @ 20Hr
 MATERIAL Polypropylene
 BATTERY TYPE Deep Cycle VRLA AGM

12V

PRODUCT + PHYSICAL SPECIFICATIONS

BCI Group Size	Type	Voltage	Cell(s)	Terminal Type ^G	Dimensions ^C Inches (mm)			Weight Lbs. (kg)
					Length	Width	Height ^F	
22	22-AGM	12	6	13	8.96 (228)	5.49 (139)	8.04 (204)	40 (18)

ELECTRICAL SPECIFICATIONS

Cranking Performance		Capacity ^A Minutes		Capacity ^B Amp-Hours (AH)				Energy (kWh)	Internal Resistance (mΩ)	Short Circuit Current (amps)
C.C.A. ^D @ 0°F (-18°C)	C.A. ^E @ 32°F (0°C)	@ 25 Amps	@ 75 Amps	5-Hr	10-Hr	20-Hr	100-Hr	100-Hr	—	—
280	336	79		43	47	50	52	0.624		

CHARGING INSTRUCTIONS

CHARGER VOLTAGE SETTINGS (AT 77°F/25°C)

System Voltage	12V	24V	36V	48V
Absorption Charge	14.1 – 14.4	28.2 – 28.8	42.3 – 43.2	56.4 – 57.6
Float Charge	13.5	27	40.5	54

CHARGING TEMPERATURE COMPENSATION

Add	Subtract
0.005 volt per cell for every 1°C below 25°C 0.0028 volt per cell for every 1°F below 77°F	0.005 volt per cell for every 1°C above 25°C 0.0028 volt per cell for every 1°F above 77°F

OPERATIONAL DATA

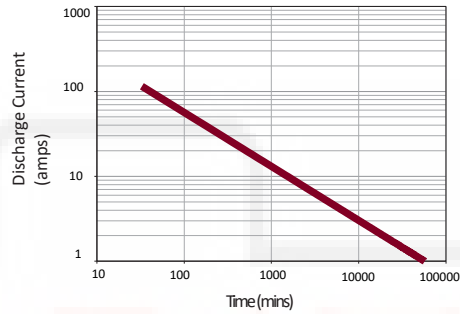
Operating Temperature	Self Discharge
-4°F to 122°F (-20°C to 50°C) At temperatures below 32°F (0°C) maintain a state of charge greater than 60%	Less than 3% per month depending on storage temperature conditions



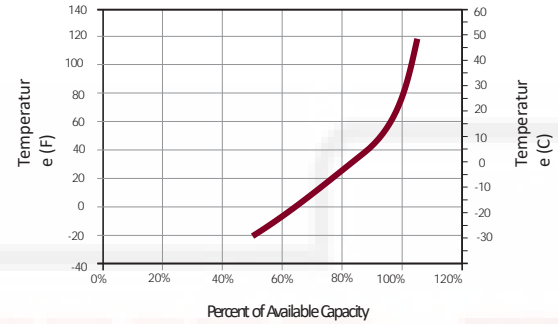
Designed in compliance with applicable BCI, DIN, BS and IEC standards. Tested in compliance to BCI and IEC standards.



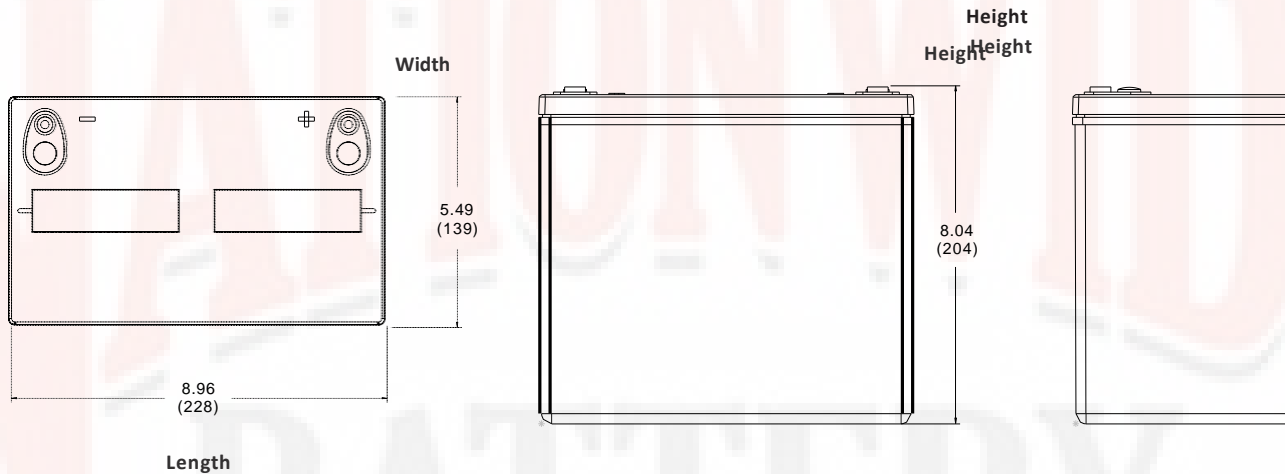
TROJAN 22-AGM PERFORMANCE



PERCENT CAPACITY VS. TEMPERATURE



BATTERY DIMENSIONS



TERMINAL CONFIGURATIONS

13	IT	Insert Terminal
		Terminal Height Inches (mm)
		.19 (4.7)
		Torque Values in-lb (Nm)
		30 (3-4)
		Bolt Size
		10-32UNF

A. The amount of amp-hours (Ah) a battery can deliver when discharged at a constant rate at 86°F (30°C) for all rates and maintain a voltage above 1.75 V/cell. Capacities are based on peak performance.
 B. Dimensions may vary depending on type of handle or terminal. Batteries should be mounted with 0.5 inches (12.7 mm) spacing minimum.

C. Height taken from bottom of the battery to the highest point on the battery. Heights may vary depending on type of terminal.
 D. Terminal images are representative only.
 E. A boost charge should be performed every 6 months when batteries are in storage.
 F. Weight may vary.