



## SIGNATURE LINE FLOODED 24TMX



600 CYCLES @ 50 % DOD

### • TRULY DEEP CYCLE – MAXGUARD T2

- BCI Group 24, 12V
- Reserve Capacity [Ah@20hr rate]: 85
- Reserve Capacity [Ah@100hr rate]: 94
- Energy [kWh]: 1.13
- Weight: 47 lbs.
- Length: 10.92 in (277 mm)
- Width: 6.62 in (168 mm)
- Height: 9.25 in (235 mm)
- SLT / UT / AP / WNT
- POD

T2 Technology™



The Signature Line of deep-cycle flooded batteries is the flagship of Trojan's product portfolio.

Engineered to provide rugged durability and outstanding performance, Trojan's Signature is perfectly suited for use in renewable energy systems where lowest life-cycle cost is the key consideration. An all-around power house, the Signature Line features Trojan's historically-proven engineering with T2 Technology™, an advanced battery technology for maximum sustained performance, longer life and increased total energy.

MODEL 24TMX  
 VOLTAGE 12V  
 CAPACITY 85Ah @ 20Hr  
 MATERIAL Polypropylene  
 BATTERY TYPE Deep Cycle Flooded / Wet Lead Acid Battery

**12V**
**PRODUCT + PHYSICAL SPECIFICATIONS**

BCI Group Size	Type	Voltage	Cell(s)	Terminal Type <sup>6</sup>	Dimensions <sup>c</sup> Inches (mm)			Weight Lbs. (kg)
					Length	Width	Height <sup>f</sup>	
					<b>24</b>	<b>24TMX</b>	<b>12</b>	

**ELECTRICAL SPECIFICATIONS**

Cranking Performance		Capacity <sup>A</sup> Minutes		Capacity <sup>B</sup> Amp-Hours (AH)				Energy (kWh)	Internal Resistance (mΩ)	Short Circuit Current (amps)
C.C.A. <sup>D</sup> @ 0°F (-18°C)	C.A. <sup>E</sup> @ 32°F (0°C)	@ 25 Amps	@ 75 Amps	5-Hr	10-Hr	20-Hr	100-Hr	100-Hr	—	—
—	—	<b>140</b>	<b>36</b>	<b>70</b>	<b>78</b>	<b>85</b>	<b>94</b>	<b>1.13</b>		

**CHARGING INSTRUCTIONS**

Charger Voltage Settings (at 77°F/25°C)				
System Voltage	12V	24V	36V	48V
<b>Bulk Charge</b>	<b>14.82</b>	<b>29.64</b>	<b>44.46</b>	<b>59.28</b>
<b>Float Charge</b>	<b>13.50</b>	<b>27.00</b>	<b>40.50</b>	<b>54.00</b>
<b>Equalize Charge</b>	<b>16.20</b>	<b>32.40</b>	<b>48.60</b>	<b>64.80</b>

Do not install or charge batteries in a sealed or non-ventilated compartment. Constant under or overcharging will damage the battery and shorten its life as with any battery.

**CHARGING TEMPERATURE COMPENSATION**

Add	Subtract
0.005 volt per cell for every 1°C below 25°C	0.005 volt per cell for every 1°C above 25°C
0.0028 volt per cell for every 1°F below 77°F	0.0028 volt per cell for every 1°F above 77°F

**OPERATIONAL DATA**

Operating Temperature	Self Discharge
-4°F to 122°F (-20°C to 50°C) At temperatures below 32°F (0°C) maintain a state of charge greater than 60%	Less than 3% per month depending on storage temperature conditions

**STATE OF CHARGE MEASURE OF OPEN-CIRCUIT VOLTAGE**

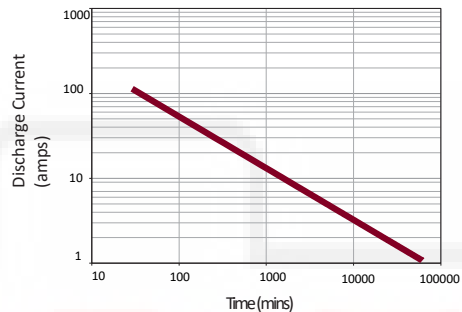
Percentage Charge	Specific Gravity	Cell	12 Volt
100	1.277	2.122	12.73
90	1.258	2.103	12.62
80	1.238	2.083	12.50
70	1.217	2.062	12.37
60	1.195	2.040	12.24
50	1.172	2.017	12.10
40	1.148	1.993	11.96
30	1.124	1.969	11.81
20	1.098	1.943	11.66
10	1.073	1.918	11.51



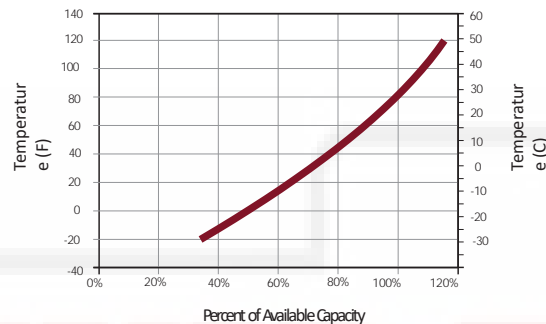
Designed in compliance with applicable BCI, DIN, BS and IEC standards. Tested in compliance to BCI and IEC standards.



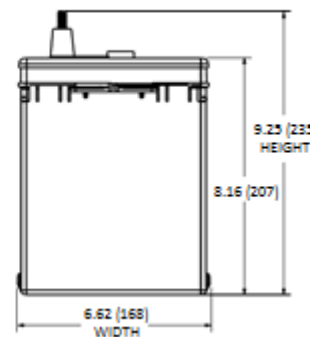
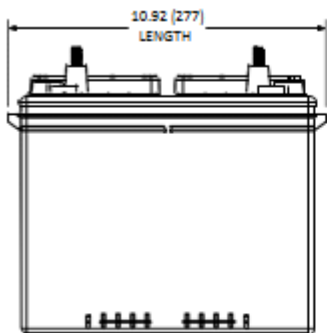
# TROJAN 24TMX PERFORMANCE




# PERCENT CAPACITY VS. TEMPERATURE





## BATTERY DIMENSIONS




## TERMINAL CONFIGURATIONS

16	SLT	Small L-Terminal
	<b>Terminal Height Inches (mm)</b> 1.31 (33) <b>Torque Values in-lb (Nm)</b> 95 - 105 (11 - 12) <b>Bolt</b> 5/16"	

7	UT	Universal Terminal
	<b>Terminal Height Inches (mm)</b> 1.10 (28) <b>Torque Values in-lb (Nm)</b> 95 - 105 (11 - 12) <b>Bolt</b> 5/16"	

8	AP	Automotive Post Terminal
	<b>Terminal Height Inches (mm)</b> 0.83 (21) <b>Torque Values in-lb (Nm)</b> 50 - 70 (6 - 8)	

9	WNT	Wingnut Terminal
	<b>Terminal Height Inches (mm)</b> 1.50 (38) <b>Torque Values in-lb (Nm)</b> 95 - 105 (11 - 12) <b>Bolt</b> 5/16"	

A. The amount of amp-hours (Ah) a battery can deliver when discharged at a constant rate at 86°F (30°C) for all rates and maintain a voltage above 1.75 V/cell. Capacities are based on peak performance.  
 B. Dimensions may vary depending on type of handle or terminal. Batteries should be mounted with 0.5 inches (12.7 mm) spacing minimum.

C. Height taken from bottom of the battery to the highest point on the battery. Heights may vary depending on type of terminal.  
 D. Terminal images are representative only.  
 E. A boost charge should be performed every 6 months when batteries are in storage.  
 F. Weight may vary.