



MARINE / RV LINE FLOODED

30XHS



• **TRULY DEEP CYCLE – MAXGUARD T2**

- BCI Group 30H, 12V
- Reserve Capacity [Ah@20hr rate]: 130
- Reserve Capacity [Ah@100hr rate]: 144
- Energy [kWh]: 1.73
- Weight: 66 lbs.
- Length: 14.00 in (355 mm)
- Width: 6.75 in (171 mm)
- Height: 9.58 in (243 mm)
- UT / AP / WNT
- POD



Marine / RV Line Flooded

Trojan's flooded line of 12-volt deep-cycle starting batteries featuring T2 Technology are engineered for sustained capacity and total overall ampere-hours, resulting in more operating power to explore the great outdoors.

Providing rugged durability, outstanding performance and long life, Trojan's deep-cycle 12-volt starting batteries are ideal a variety of marine and RV applications.





TROJAN
BATTERY COMPANY

DATA SHEET

WWW.NATIONWIDE-BATTERY.COM

MODEL 30XHS
VOLTAGE 12V
CAPACITY 130Ah @ 20Hr
MATERIAL Polypropylene
BATTERY TYPE Deep Cycle Flooded / Wet Lead Acid Battery

12V

PRODUCT + PHYSICAL SPECIFICATIONS

BCI Group Size	Type	Voltage	Cell(s)	Terminal Type ⁶	Dimensions ^c Inches (mm)			Weight Lbs. (kg)
					Length	Width	Height ^f	
					30H	30XHS	12	

ELECTRICAL SPECIFICATIONS

Cranking Performance		Capacity ^A Minutes		Capacity ^B Amp-Hours (AH)				Energy (kWh)	Internal Resistance (mΩ)	Short Circuit Current (amps)
C.C.A. ^D @ 0°F (-18°C)	C.A. ^E @ 32°F (0°C)	@ 25 Amps	@ 75 Amps	5-Hr	10-Hr	20-Hr	100-Hr	100-Hr	—	—
—	—	225	57	105	120	130	144	1.73		

CHARGING INSTRUCTIONS

Charger Voltage Settings (at 77°F/25°C)				
System Voltage	12V	24V	36V	48V
Bulk Charge	14.82	29.64	44.46	59.28
Float Charge	13.50	27.00	40.50	54.00
Equalize Charge	16.20	32.40	48.60	64.80

Do not install or charge batteries in a sealed or non-ventilated compartment. Constant under or overcharging will damage the battery and shorten its life as with any battery.

CHARGING TEMPERATURE COMPENSATION

Add	Subtract
0.005 volt per cell for every 1°C below 25°C	0.005 volt per cell for every 1°C above 25°C
0.0028 volt per cell for every 1°F below 77°F	0.0028 volt per cell for every 1°F above 77°F

OPERATIONAL DATA

Operating Temperature	Self Discharge
-4°F to 122°F (-20°C to 50°C) At temperatures below 32°F (0°C) maintain a state of charge greater than 60%	Less than 3% per month depending on storage temperature conditions

STATE OF CHARGE MEASURE OF OPEN-CIRCUIT VOLTAGE

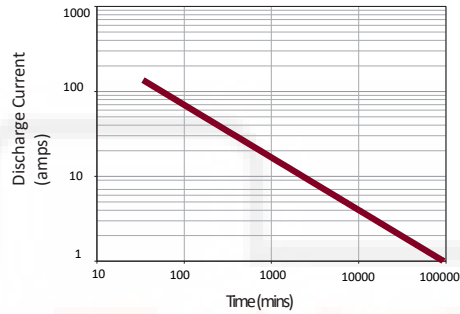
Percentage Charge	Specific Gravity	Cell	12 Volt
100	1.277	2.122	12.73
90	1.258	2.103	12.62
80	1.238	2.083	12.50
70	1.217	2.062	12.37
60	1.195	2.040	12.24
50	1.172	2.017	12.10
40	1.148	1.993	11.96
30	1.124	1.969	11.81
20	1.098	1.943	11.66
10	1.073	1.918	11.51



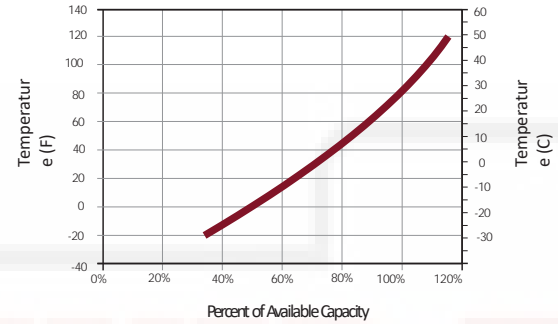
Designed in compliance with applicable BCI, DIN, BS and IEC standards. Tested in compliance to BCI and IEC standards.



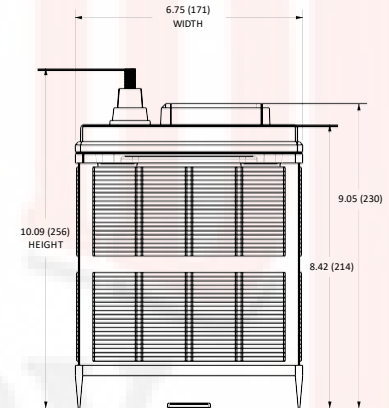
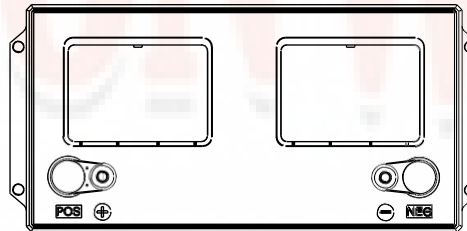
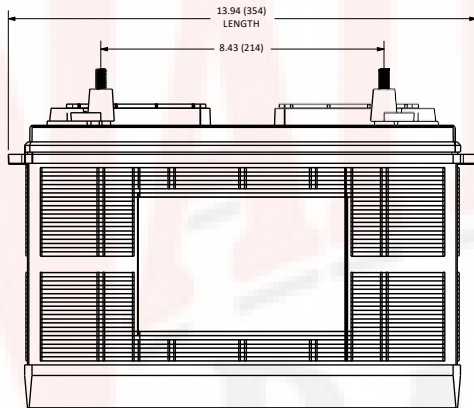
TROJAN 31XHS PERFORMANCE




PERCENT CAPACITY VS. TEMPERATURE





BATTERY DIMENSIONS (shown with EHPT)



TERMINAL CONFIGURATIONS

8	AP	Automotive Post Terminal
	Terminal Height Inches (mm) 0.83 (21)	Torque Values In-lb (Nm) 50 – 70 (6 – 8)

7	UT	Universal Terminal
	Terminal Height Inches (mm) 1.10 (28)	Torque Values in-lb (Nm) 95 – 105 (11 – 12)
	Bolt 5/16"	

9	WNT	Wingnut Terminal
	Terminal Height Inches (mm) 1.50 (38)	Torque Values in-lb (Nm) 95 – 105 (11 – 12)
	Bolt 5/16"	

A. The amount of amp-hours (Ah) a battery can deliver when discharged at a constant rate at 86°F (30°C) for all rates and maintain a voltage above 1.75 V/cell. Capacities are based on peak performance.
 B. Dimensions may vary depending on type of handle or terminal. Batteries should be mounted with 0.5 inches (12.7 mm) spacing minimum.

C. Height taken from bottom of the battery to the highest point on the battery. Heights may vary depending on type of terminal.
 D. Terminal images are representative only.
 E. A boost charge should be performed every 6 months when batteries are in storage.
 F. Weight may vary.