

DC115-12

- **TRULY DEEP CYCLE – MAINTENANCE FREE SEALED AGM BATTERY**

- **BCI: 31**
- **Reserve Capacity [AH @25 amps]: 200**
- **Reserve Capacity [AH @75 amps]: 45**
- **Energy [kWh] (@20 hr rate) : 1.38**
- **Weight: 72.1 lbs**
- **Length: 12.91 in (328 mm)**
- **Width: 6.77 in (172 mm)**
- **Height: 9.49 in (241 mm)**
- **M8 w/ TP08 Brass AP**



The Fullriver Battery DC115-12 AGM is designed to be deeply discharged and recharged hundreds of times.

Its exceptional design and build shows these benefits and features:

- Sealed, spill-proof, maintenance free construction making it environmentally friendly, non hazardous and ICAO, DOT, IATA, IMDG approved for any kind of transportation
- Compression of highly micro porous, glass mat separators offering a superior contact between the electrolyte and the plate for maximizing capacity
- Extreme Shock and vibration resistance
- ABS fire retardant case



DATA SHEET

MODEL **DC115-12**
 VOLTAGE **12V**
 CAPACITY **115 AH (@ 20hr)**
 MATERIAL **Polypropylene**
 BATTERY TYPE **Deep Cycle AGM**

ELECTRICAL SPECIFICATIONS

Nominal Voltage	C100	C20	C10	C5	CCA	CA or MCA	HPCA	Internal Resistance
12 Volt	130AH	115AH	104AH	91H	760	910	1100	3.8 mΩ

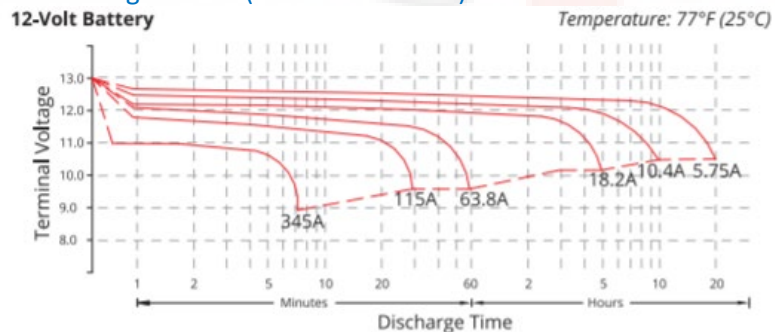
MECHANICAL SPECIFICATIONS

Group Size	Terminal Type	Height (w/ terminal)	Height (case only)	Width	Length	Weight	Case Type
31	M8 w/ TP08 Brass AP	9.49"/241mm	8.43"/214mm	6.77"/172mm	12.91"/328mm	72.1 lbs	ABS Plastic

DISCHARGE TABLE (CONSTANT CURRENT)

Time	20 hr	10 hr	8 hr	5 hr	3 hr	2 hr	1 hr
Amps	5.8	10.4	11.9	18.2	27.0	33.0	62.1
Rate	0.05CA	0.10CA	0.13CA	0.25CA	0.33CA	0.50CA	1.00CA

Discharge Profile (Constant Current)



WWW.NATIONWIDE-BATTERY.COM





DATA SHEET

MODEL **DC115-12**
 VOLTAGE **12V**
 CAPACITY **115 AH (@ 20hr)**
 MATERIAL **Polypropylene**
 BATTERY TYPE **Deep Cycle AGM**

TEMPERATURE RANGE SPECIFICATIONS

Condition	Recommended	Maximum	Recommended	Maximum
Storage	5°F to 122°F	-40°F to 160°F	-15°C to 50°C	-40°C to 71°C
Operation	5°F to 104°F	-40°F to 160°F	-15°C to 40°C	-40°C to 71°C
Charge w/TC	5°F to 122°F	-40°F to 160°F	-15°C to 50°C	-40°C to 71°C
Charge w/o TC	32°F to 104°F	5°F to 122°F	0°C to 40°C	-15°C to 50°C

*TC=Temperature Compensation

CHARGE VOLTAGES

	Battery Voltages			
Charge Stage	12V	24V	36V	48V
Bulk	14.7V	29.4V	44.1V	58.8V
Absorption	14.7V	29.4V	44.1V	58.8V
Float	13.6V	27.2V	40.8V	54.6V

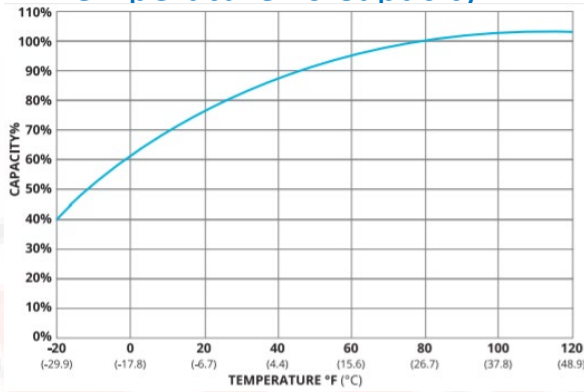
TC Factor: (-2mV°F/cell) or (-4mV°C/cell)

TERMINAL TORQUE SPECS

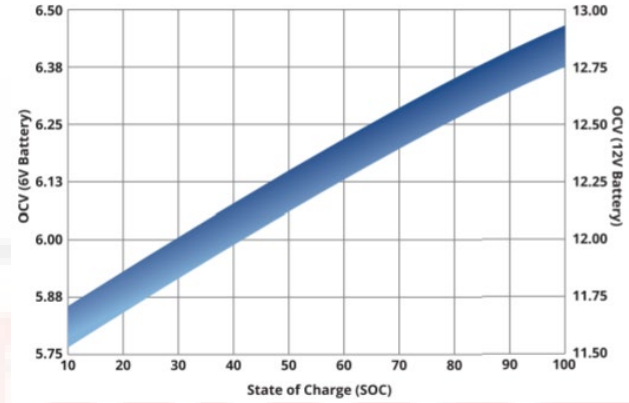
Terminal Type	AP, DT (AP), M6, M6M (Stud), TPO7 (AP), TPO8 (AP)	FR45	M8	DT(Stud), M10M (Stud)
Ft-lbs	4.2-6.0	6.0-7.5	7.1-8.0	9.2-10.4
In-lbs	50-70	70-90	85-95	110-125
Nm	5.6-7.9	7.9-10.1	9.6-10.7	12.2-14



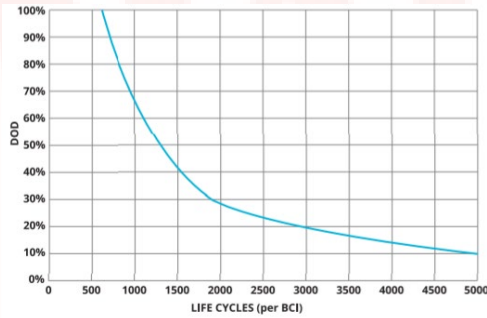
Temperature vs Capacity



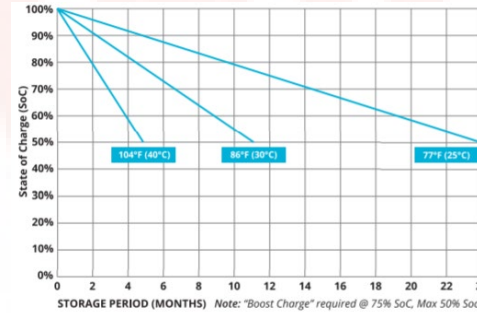
State of Charge (SOC) vs Open Circuit Voltage (OCV)



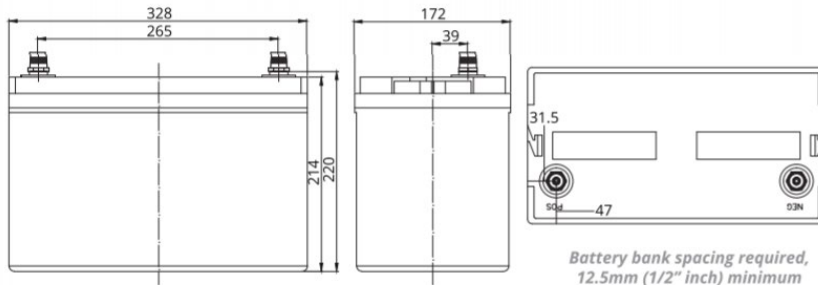
Cycle Life vs Depth of Discharge (DOD)



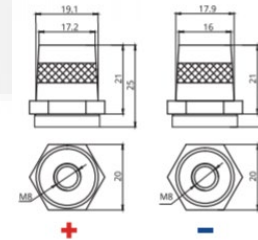
Self Discharge vs Time/Temperature



Battery & Terminal Dimensions (in mm)



Terminal: M8 with TP08 Brass AP



(unit: mm)

