

- **TRULY DEEP CYCLE – MAINTENANCE FREE SEALED AGM BATTERY**

- **BCI: 4D**
- **Reserve Capacity [AH @25 amps]: 400**
- **Reserve Capacity [AH @75 amps]: 105**
- **Energy [kWh] (@20 hr rate) : 2.52**
- **Weight: 133.1 lbs**
- **Length: 20.87 in (530 mm)**
- **Width: 8.23 in (209 mm)**
- **Height: 9.41 in (239 mm)**
- **L Terminal**



**The Fullriver Battery DC210-12 AGM is designed to be deeply discharged and recharged hundreds of times.**

Its exceptional design and build shows these benefits and features:

- Sealed, spill-proof, maintenance free construction making it environmentally friendly, non hazardous and ICAO, DOT, IATA, IMDG approved for any kind of transportation
- Compression of highly micro porous, glass mat separators offering a superior contact between the electrolyte and the plate for maximizing capacity
- Extreme Shock and vibration resistance
- ABS fire retardant case



# DATA SHEET

MODEL **DC210-12**  
 VOLTAGE **12V**  
 CAPACITY **210 AH (@ 20hr)**  
 MATERIAL **Polypropylene**  
 BATTERY TYPE **Deep Cycle AGM**

## ELECTRICAL SPECIFICATIONS

Nominal Voltage	C100	C20	C10	C5	CCA	CA or MCA	HPCA	Internal Resistance
12 Volt	231 AH	210AH	189AH	172AH	1180	1425	2000	2.3 mΩ

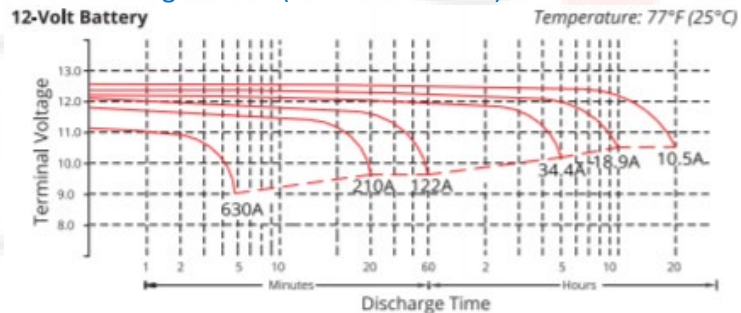
## MECHANICAL SPECIFICATIONS

Group Size	Terminal Type	Height (w/ terminal)	Height (case only)	Width	Length	Weight	Case Type
4D	L Terminal	9.41"/239mm	8.43"/214mm	8.23"/209mm	20.87"/530mm	133.1 lbs	ABS Plastic

## DISCHARGE TABLE (CONSTANT CURRENT)

Time	20 hr	10 hr	8 hr	5 hr	3 hr	2 hr	1 hr
Amps	10.5	18.9	22.9	33.3	47.6	64.3	116
Rate	0.05CA	0.10CA	0.13CA	0.25CA	0.33CA	0.50CA	1.00CA

### Discharge Profile (Constant Current)



WWW.NATIONWIDE-BATTERY.COM





# DATA SHEET

MODEL **DC210-12**  
 VOLTAGE **12V**  
 CAPACITY **210 AH (@ 20hr)**  
 MATERIAL **Polypropylene**  
 BATTERY TYPE **Deep Cycle AGM**

## TEMPERATURE RANGE SPECIFICATIONS

Condition	Recommended	Maximum	Recommended	Maximum
Storage	5°F to 122°F	-40°F to 160°F	-15°C to 50°C	-40°C to 71°C
Operation	5°F to 104°F	-40°F to 160°F	-15°C to 40°C	-40°C to 71°C
Charge w/TC	5°F to 122°F	-40°F to 160°F	-15°C to 50°C	-40°C to 71°C
Charge w/o TC	32°F to 104°F	5°F to 122°F	0°C to 40°C	-15°C to 50°C

\*TC=Temperature Compensation

## CHARGE VOLTAGES

Charge Stage	Battery Voltages			
	12V	24V	36V	48V
Bulk	14.7V	29.4V	44.1V	58.8V
Absorption	14.7V	29.4V	44.1V	58.8V
Float	13.6V	27.2V	40.8V	54.6V

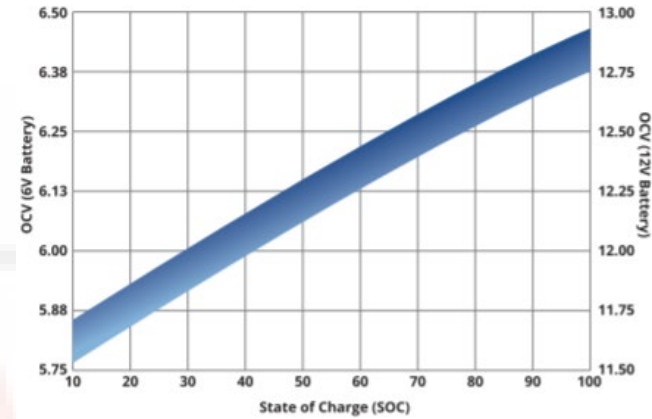
TC Factor: (-2mV°F/cell) or (-4mV°C/cell)

## TERMINAL TORQUE SPECS

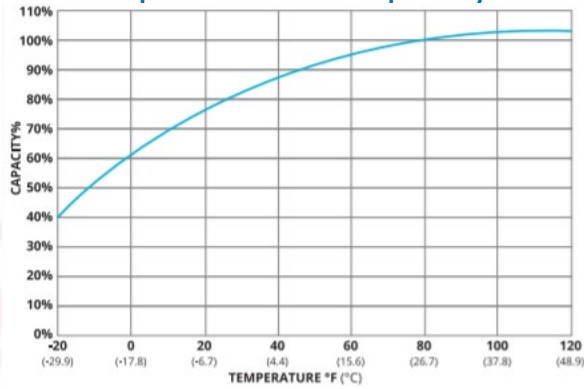
Terminal Type	AP, DT (AP), M6, M6M (Stud), TPO7 (AP), TPO8 (AP)	FR45	M8	DT(Stud), M10M (Stud)
Ft-lbs	4.2-6.0	6.0-7.5	7.1-8.0	9.2-10.4
In-lbs	50-70	70-90	85-95	110-125
Nm	5.6-7.9	7.9-10.1	9.6-10.7	12.2-14



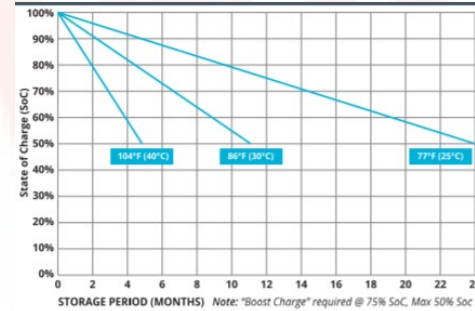
## State of Charge (SOC) vs Open Circuit Voltage (OCV)



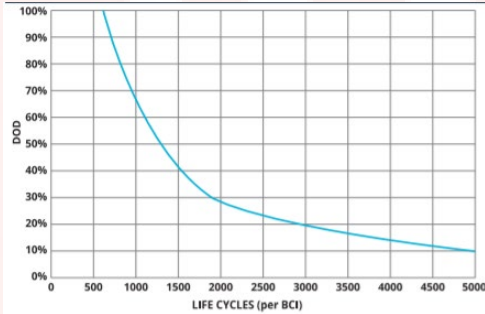
## Temperature vs Capacity



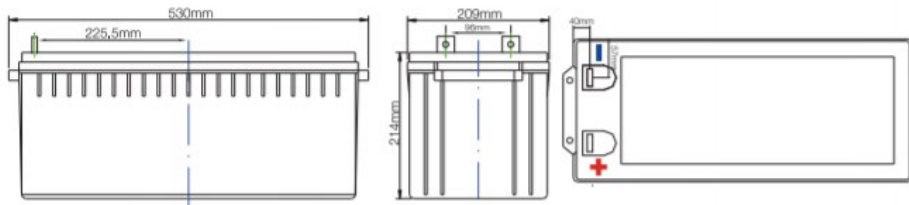
## Self Discharge vs Time/Temperature



## Cycle Life vs Depth of Discharge (DOD)

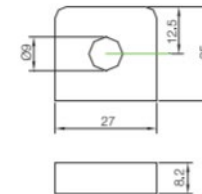


## Battery & Terminal Dimensions (in mm)



Battery bank spacing required,  
12.5mm (1/2" inch) minimum

Terminal: LT



(unit: mm)