

DC335-6

• TRULY DEEP CYCLE – MAINTENANCE FREE SEALED AGM BATTERY

- BCI: N/A
- Reserve Capacity [AH @25 amps]: 751
- Reserve Capacity [AH @75 amps]: 184
- Energy [kWh] (@20 hr rate) : 2.01
- Weight: 105.4 lbs
- Length: 11.61 in (295 mm)
- Width: 7.00 in (178 mm)
- Height: 14.37 in (365 mm)
- DTW



The Fullriver Battery DC335-6 AGM is designed to be deeply discharged and recharged hundreds of times.

Its exceptional design and build shows these benefits and features:

- Sealed, spill-proof, maintenance free construction making it environmentally friendly, non hazardous and ICAO, DOT, IATA, IMDG approved for any kind of transportation
- Compression of highly micro porous, glass mat separators offering a superior contact between the electrolyte and the plate for maximizing capacity
- Extreme Shock and vibration resistance
- ABS fire retardant case



DATA SHEET

MODEL **DC335-6**
 VOLTAGE **6V**
 CAPACITY **335 AH (@ 20hr)**
 MATERIAL **Polypropylene**
 BATTERY TYPE **Deep Cycle AGM**

ELECTRICAL SPECIFICATIONS

Nominal Voltage	C100	C20	C10	C5	CCA	CA or MCA	HPCA	Internal Resistance
6 Volt	370AH	335AH	300AH	274AH	1300	1560	2000	1.6 mΩ

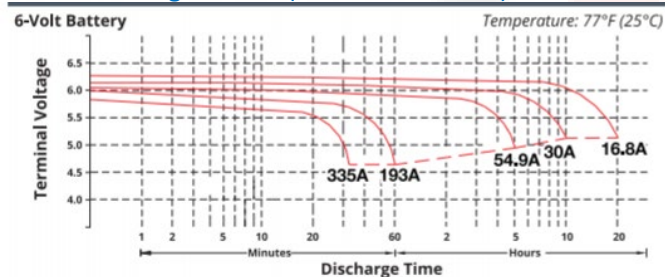
MECHANICAL SPECIFICATIONS

Group Size	Terminal Type	Height (w/ terminal)	Height (case only)	Width	Length	Weight	Case Type
J305 / 902	DTW	14.37"/365mm	13.58"/345mm	7.00"/178mm	11.61"/295mm	105.4 lbs	ABS Plastic

DISCHARGE TABLE (CONSTANT CURRENT)

Time	20 hr	10 hr	8 hr	5 hr	3 hr	2 hr	1 hr
Amps	16.8	30.0	36.4	54.8	73.9	102	184
Rate	0.05CA	0.10CA	0.13CA	0.25CA	0.33CA	0.50CA	1.00CA

Discharge Profile (Constant Current)



WWW.NATIONWIDE-BATTERY.COM





DATA SHEET

MODEL **DC335-6**
 VOLTAGE **6V**
 CAPACITY **335 AH (@ 20hr)**
 MATERIAL **Polypropylene**
 BATTERY TYPE **Deep Cycle AGM**

TEMPERATURE RANGE SPECIFICATIONS

Condition	Recommended	Maximum	Recommended	Maximum
Storage	5°F to 122°F	-40°F to 160°F	-15°C to 50°C	-40°C to 71°C
Operation	5°F to 104°F	-40°F to 160°F	-15°C to 40°C	-40°C to 71°C
Charge w/TC	5°F to 122°F	-40°F to 160°F	-15°C to 50°C	-40°C to 71°C
Charge w/o TC	32°F to 104°F	5°F to 122°F	0°C to 40°C	-15°C to 50°C

*TC=Temperature Compensation

CHARGE VOLTAGES

	Battery Voltages			
Charge Stage	12V	24V	36V	48V
Bulk	14.7V	29.4V	44.1V	58.8V
Absorption	14.7V	29.4V	44.1V	58.8V
Float	13.6V	27.2V	40.8V	54.6V

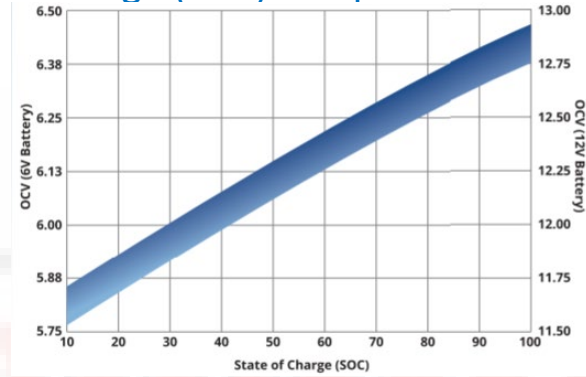
TC Factor: (-2mV°F/cell) or (-4mV°C/cell)

TERMINAL TORQUE SPECS

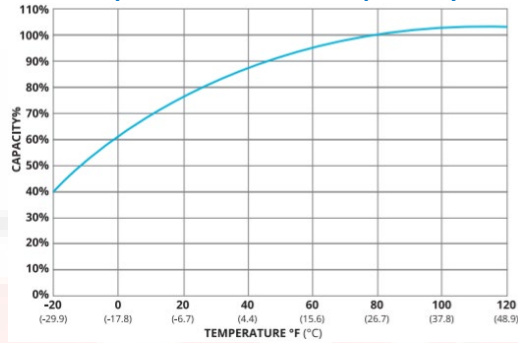
Terminal Type	AP, DT (AP), M6, M6M (Stud), TPO7 (AP), TPO8 (AP)	FR45	M8	DT(Stud), M10M (Stud)
Ft-lbs	4.2-6.0	6.0-7.5	7.1-8.0	9.2-10.4
In-lbs	50-70	70-90	85-95	110-125
Nm	5.6-7.9	7.9-10.1	9.6-10.7	12.2-14



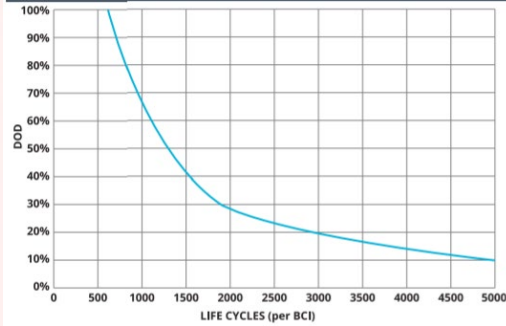
State of Charge (SOC) vs Open Circuit Voltage (OCV)



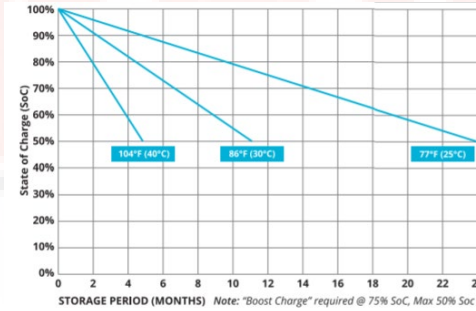
Temperature vs Capacity



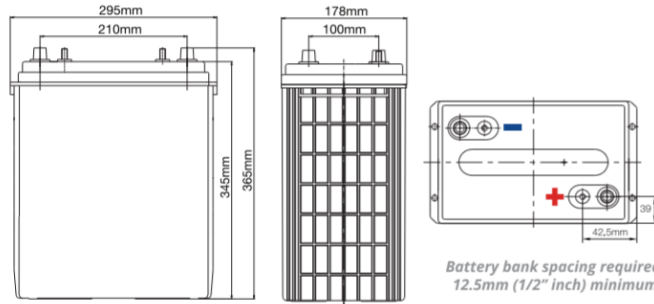
Cycle Life vs Depth of Discharge (DOD)



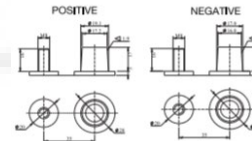
Self Discharge vs Time/Temperature



Battery & Terminal Dimensions (in mm)



Terminal: DTW (Dual AP & Stud)



(Unit: mm)

