NATIONWIDE BATTERY

MARINE | GOLF | INDUSTRIAL | AUTO | SPECIAL APPLICATIONS | SOLAR

MOTIVE J305-AES

ALL YOU NEED IS LIFE

- **MAITENANCE FREE – AGM VALVE REGULATED**

  - BCI Group 902, 6V
  - Reserve Capacity [Ah@20hr rate]: 279
  - Reserve Capacity [Ah@100hr rate]: 320
  - Energy [kWh@100hr]: 1.92
  - Weight: 101 lbs.
  - Length: 11.66 in (296 mm)
  - Width: 6.94 in (176 mm)
  - Height: 14.09 in (358 mm)
  - M8/LT/DT terminal

Maintenance free

TRUE DEEP CYCLE



AES AGM

UP TO 3X THE CYCLE LIFE OF STANDARD AGM BATTERIES

The new Trojan AES AGM Batteries deliver up to 3x the cycle life with high, sustained performance versus standard AGM. And, the battery maintains high capacity in extreme deep-cycling (up to 100% DoD), partial charging, and challenging environments.

It outperforms the competition in these areas:

•**Lasts Longer:** Up to 3x longer cycle life than standard AGM. Validated at 1,200 cycles at 100% DoD vs. 400 cycles for AGM.

•**Performs in harsh conditions:** Robust performance in extreme temperatures and conditions. Temperature range from -40°F to 140°F (-40°C to 60°C).

•**Delivers harmless PSoC:** Tested to withstand partial state of charge, again and again.

Trojan BATTERY COMPANY AUTHORIZED DEALER

Trojan BATTERY COMPANY

DATA SHEET

MODEL **J305-AES**
VOLTAGE **6V**
CAPACITY **279Ah @ 20Hr**
MATERIAL **Polypropylene**
BATTERY COLOR **Maroon**
WATERING **No Watering Required**

6 VOLT

PRODUCT + PHYSICAL SPECIFICATIONS

BCI Group Size	Type	Terminal Type [G]	Dimensions [C] Inches (mm)			Weight Lbs.[I] (kg)
			Length	Width	Height [F]	
902	J305-AES	M8/DT/LT	11.66 (296)	6.94 (176)	14.09 (358)	101(45)

ELECTRICAL SPECIFICATIONS

Cranking Performance		Capacity [A] Minutes		Capacity [B] Amp-Hours (Ah)				Energy kWh	Internal Resistance (mΩ)	Short Circuit Current (A)
C.C.A. [D] @ 0°F (-18°C)	C.A. [E] @ 32°F (0°C)	@ 25 Amps	@ 75 Amps	5-Hr	10-Hr	20-Hr	100-Hr	100-Hr		
–	–	597	161	228	249	279	320	1.92	1.7	3600

CHARGER VOLTAGE SETTINGS (AT 77°F/25°C)

System Voltage	6V	12V	24V	36V	48V
Maximum Charge Current	50% of C20				
Absorption Charge		14.40	28.80	43.20	57.60
Float Charge		13.50	27.00	40.50	54.00

CHARGING TEMPERATURE COMPENSATION

Add	Subtract
0.005 volt per cell for every 1°C below 25°C 0.0028 volt per cell for every 1°F below 77°F	0.005 volt per cell for every 1°C above 25°C 0.0028 volt per cell for every 1°F above 77°F

OPERATIONAL DATA

Operating Temperature	Self Discharge
-4°F to 122°F (-20°C to 50°C) At temperatures below 32°F (0°C) maintain a state of charge greater than 60%	Less than 3% per month depending on storage temperature conditions

STATE OF CHARGE MEASURE OF OPEN-CIRCUIT VOLTAGE

PERCENTAGE CHARGE	CELL	12 VOLT
100	2.14	6.42
75	2.09	6.27
50	2.04	6.12
25	1.99	5.97
0	1.94	5.82

Trojan BATTERY COMPANY AUTHORIZED DEALER

TRUE DEEP CYCLE ★ TROJAN ★ SINCE 1925 QUALITY

Designed in compliance with applicable BCI, DIN, BS and IEC standards. Tested in compliance to BCI and IEC standards.

WWW.NATIONWIDE-BATTERY.COM

NATIONWIDE BATTERY

TROJAN J305-AES PERFORMANCE

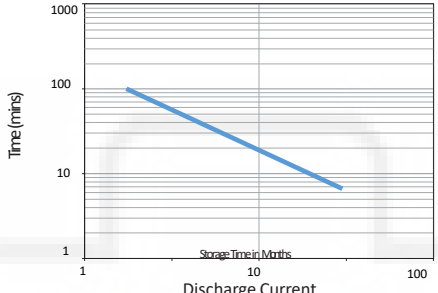

SELF DISCHARGE VS. TIME[E]

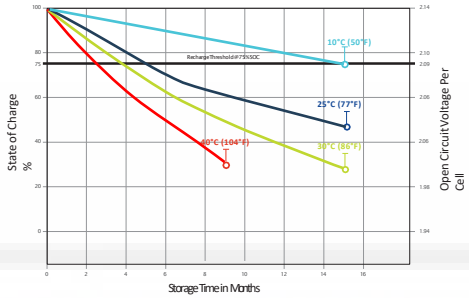

PERCENT CAPACITY VS. TEMPERATURE

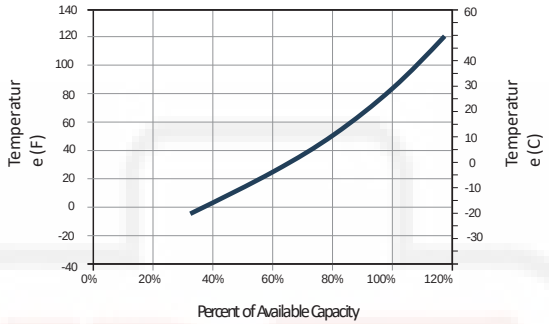

BATTERY DIMENSIONS

Dimensions Inches (mm) - shown with M8, height is 12.07 with LT

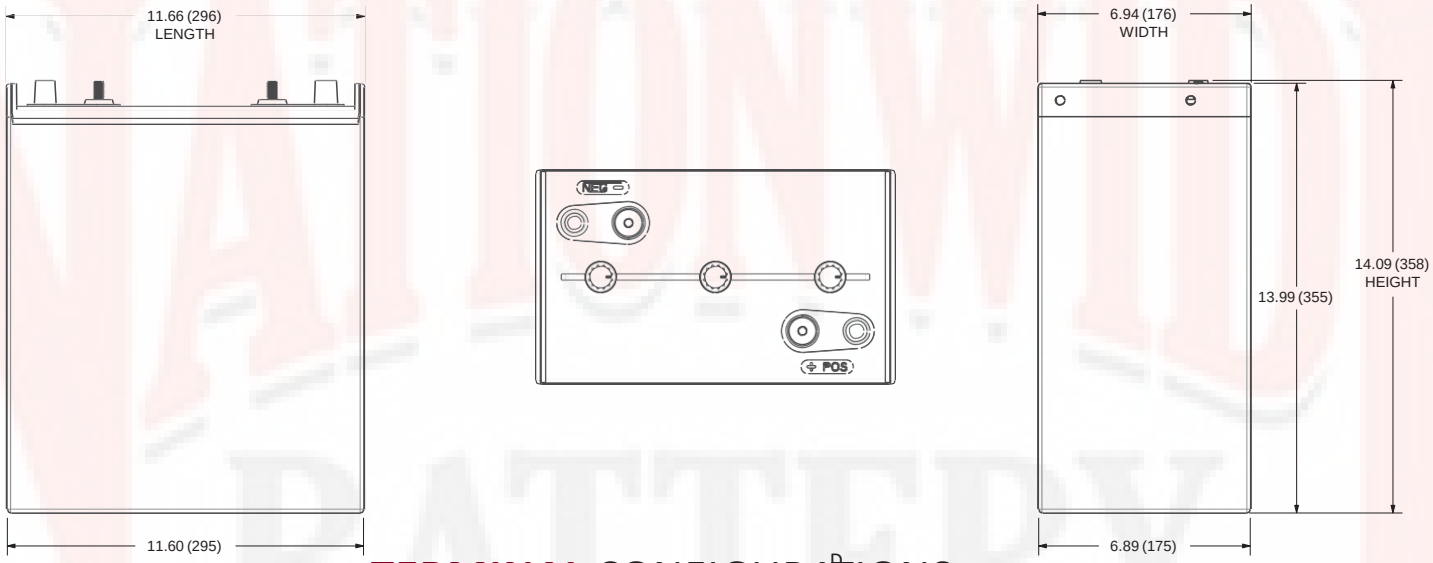

TERMINAL CONFIGURATIONS[D]

15 M8	M8
	**Battery Height with Terminal in Inches (mm)** 14.07 (357) **Torque Values in-lb (Nm)** Bolt: 85 – 90 (10 – 11)

6 DT	AUTOMOTIVE POST & STUD
	**Battery Height with Terminal in Inches (mm)** 14.45 (367) **Torque Values in-lb (Nm)** Connected to Stud: 95 – 105 (11 – 12) Connected to AP: 50 – 70 (6 – 8) **Bolt Size** 5/16" – 18

15 M8	M8 WITH LT ADAPTER (ADAPTER PROVIDED BUT NOT INSTALLED)
	**Battery Height with Terminal in Inches (mm)** 15.57 (395) **Torque Values in-lb (Nm)** Connection to M8: 85 – 90 (10-11) Connection to LT: 65 – 75 (7.5 – 8.5) **Bolt Size** M8 x 1.25

A. The amount of amp-hours (Ah) a battery can deliver when discharged at a constant rate at 86°F (30°C) for all rates and maintain a voltage above 1.75 V/cell. Capacities are based on peak performance.
B. Dimensions may vary depending on type of handle or terminal. Batteries should be mounted with 0.5 inches (12.7 mm) spacing minimum.
C. Height taken from bottom of the battery to the highest point on the battery. Heights may vary depending on type of terminal.
D. Terminal images are representative only.
E. A boost charge should be performed every 6 months when batteries are in storage.
F. Weight may vary.

Trojan BATTERY COMPANY AUTHORIZED DEALER

WWW.NATIONWIDE-BATTERY.COM

NATIONWIDE BATTERY