



AC SERIES J305G-AC

• TRULY DEEP CYCLE – MAXGUARD T2

- BCI Group 902, 6V
- Reserve Capacity [Ah@20hr rate]: 315
- Reserve Capacity [Ah@100hr rate]: 350
- Energy [kWh]: 2.10
- Weight: 88 lbs.
- Length: 12.27 in (312 mm)
- Width: 6.85 in (174 mm)
- Height: 14.41 in (366 mm)
- UT
- BAYONET / HYDROLINK

T₂ Technology™



AC Series™

Trojan Battery – the most trusted name in deep-cycle technology – offers the AC Series, designed specifically to meet the needs of Floor Machine and AWP/Access applications.

The AC Series offers a broad range of dependable flooded/wet batteries in 6-volt and 12-volt sizes, and delivers numerous features and benefits over competitor batteries including:

- **Maxguard® Advanced Design Separator** and **Alpha Plus®** paste formulation for long life, industry-leading performance and lower overall maintenance costs.
- Two battery case options – Polyon™ case for exceptional durability in heavy service applications or a generic case design for standard applications.

Trojan's AC Series offers high- to low-capacity points to meet your application and economic needs, all with the same Trojan quality.

With Trojan's AC Series you can expect maximum uptime and more productive hours on the job.

WWW.NATIONWIDE-BATTERY.COM



MODEL J305G-AC
 VOLTAGE 6V
 CAPACITY 315Ah @ 20Hr
 MATERIAL Polypropylene
 BATTERY TYPE Deep Cycle Flooded / Wet Lead Acid Battery

6V
PRODUCT + PHYSICAL SPECIFICATIONS

BCI Group Size	Type	Voltage	Cell(s)	Terminal Type ⁶	Dimensions ^c Inches (mm)			Weight Lbs. (kg)
					Length	Width	Height ^f	
902	J305G-AC	6	3	7	12.17 (309)	6.85 (174)	14.41 (366)	88 (40)

ELECTRICAL SPECIFICATIONS

Cranking Performance		Capacity ^A Minutes		Capacity ^B Amp-Hours (AH)				Energy (kWh)	Internal Resistance (mΩ)	Short Circuit Current (amps)
C.C.A. ^D @ 0°F (-18°C)	C.A. ^E @ 32°F (0°C)	@ 25 Amps	@ 75 Amps	5-Hr	10-Hr	20-Hr	100-Hr	100-Hr	—	—
—	—	678	175	258	290	315	350	2.10		

CHARGING INSTRUCTIONS

Charger Voltage Settings (at 77°F/25°C)

System Voltage	6V	12V	24V	36V	48V
Bulk Charge	7.41	14.82	29.64	44.46	59.28
Float Charge	6.75	13.50	27.00	40.50	54.00
Equalize Charge	8.10	16.20	32.40	48.60	64.80

Do not install or charge batteries in a sealed or non-ventilated compartment. Constant under or overcharging will damage the battery and shorten its life as with any battery.

CHARGING TEMPERATURE COMPENSATION

Add	Subtract
0.005 volt per cell for every 1°C below 25°C	0.005 volt per cell for every 1°C above 25°C
0.0028 volt per cell for every 1°F below 77°F	0.0028 volt per cell for every 1°F above 77°F

OPERATIONAL DATA

Operating Temperature	Self Discharge
-4°F to 122°F (-20°C to 50°C) At temperatures below 32°F (0°C) maintain a state of charge greater than 60%	Less than 3% per month depending on storage temperature conditions

STATE OF CHARGE MEASURE OF OPEN-CIRCUIT VOLTAGE

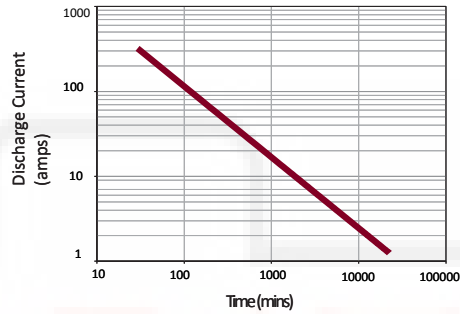
Percentage Charge	Specific Gravity	Cell	12 Volt	
100	100	1.277	2.122	6.37
90	90	1.258	2.103	6.31
80	80	1.238	2.083	6.25
70	70	1.217	2.062	6.19
60	60	1.195	2.040	6.12
50	50	1.172	2.017	6.05
40	40	1.148	1.993	5.98
30	30	1.124	1.969	5.91
20	20	1.098	1.943	5.83
10	10	1.073	1.918	5.75



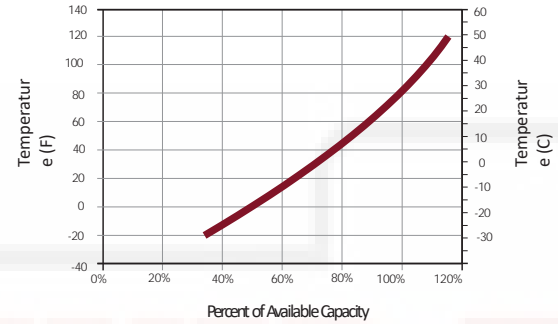
Designed in compliance with applicable BCI, DIN, BS and IEC standards. Tested in compliance to BCI and IEC standards.



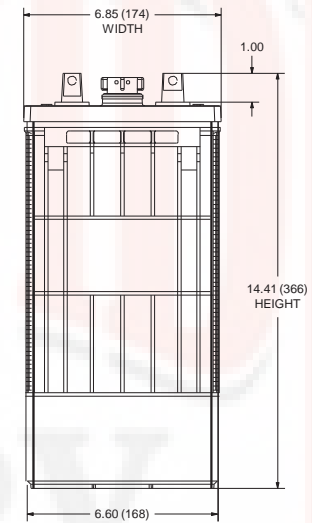
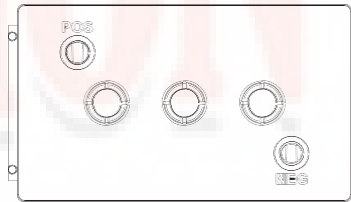
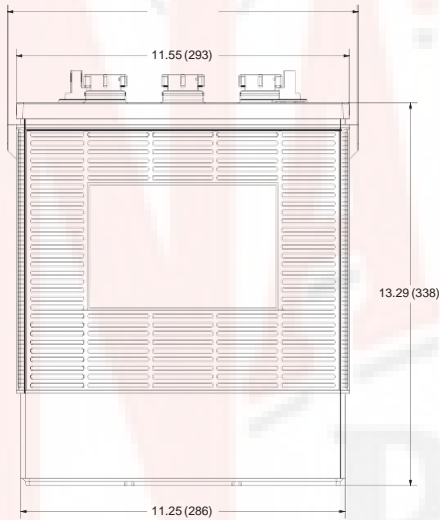
TROJAN J305G-AC PERFORMANCE




PERCENT CAPACITY VS. TEMPERATURE



BATTERY DIMENSIONS



TERMINAL CONFIGURATIONS

7	UT	Universal Terminal
		Terminal Height Inches (mm) 1.10 (28)
		Torque Values in-lb (Nm) 95 – 105 (11 – 12)
		Bolt 5/16"
		

A. The amount of amp-hours (Ah) a battery can deliver when discharged at a constant rate at 86°F (30°C) for all rates and maintain a voltage above 1.75 V/cell. Capacities are based on peak performance.
 B. Dimensions may vary depending on type of handle or terminal. Batteries should be mounted with 0.5 inches (12.7 mm) spacing minimum.

C. Height taken from bottom of the battery to the highest point on the battery. Heights may vary depending on type of terminal.
 D. Terminal images are representative only.
 E. A boost charge should be performed every 6 months when batteries are in storage.
 F. Weight may vary.