



# SIGNATURE LINE FLOODED L16H-AC

## 1200 CYCLES @ 50 % DOD

### • TRULY DEEP CYCLE – MAXGUARD T2

- BCI Group 903, 6V
- Reserve Capacity [Ah@20hr rate]: 435
- Reserve Capacity [Ah@100hr rate]: 483
- Energy [kWh]: 2.89
- Weight: 125 lbs.
- Length: 11.66 in (296 mm)
- Width: 6.94 in (176 mm)
- Height: 16.74 in (425 mm)
- DT
- BAYONET / SINGLE POINT



### AC Series™

Trojan Battery – the most trusted name in deep-cycle technology – offers the AC Series, designed specifically to meet the needs of Floor Machine and AWP/Access applications.

The AC Series offers a broad range of dependable flooded/wet batteries in 6-volt and 12-volt sizes, and delivers numerous features and benefits over competitor batteries including:

- **Maxguard® Advanced Design Separator** and **Alpha Plus®** paste formulation for long life, industry-leading performance and lower overall maintenance costs.
- Two battery case options – Polyon™ case for exceptional durability in heavy service applications or a generic case design for standard applications.

Trojan’s AC Series offers high- to low-capacity points to meet your application and economic needs, all with the same Trojan quality.

With Trojan’s AC Series you can expect maximum uptime and more productive hours on the job.

[WWW.NATIONWIDE-BATTERY.COM](http://WWW.NATIONWIDE-BATTERY.COM)



MODEL L16H-AC  
 VOLTAGE 6V  
 CAPACITY 435Ah @ 20Hr  
 MATERIAL Polypropylene  
 BATTERY TYPE Deep Cycle Flooded / Wet Lead Acid Battery

**6V**


\*Polyon™ Case

**PRODUCT + PHYSICAL SPECIFICATIONS**

BCI Group Size	Type	Voltage	Cell(s)	Terminal Type <sup>6</sup>	Dimensions <sup>c</sup> Inches (mm)			Weight Lbs. (kg)
					Length	Width	Height <sup>f</sup>	
903	L16H-AC*	6	3	6	11.66 (296)	6.94 (176)	16.74 (425)	125 (57)

**ELECTRICAL SPECIFICATIONS**

Cranking Performance		Capacity <sup>A</sup> Minutes		Capacity <sup>B</sup> Amp-Hours (AH)				Energy (kWh)	Internal Resistance (mΩ)	Short Circuit Current (amps)
C.C.A. <sup>D</sup> @ 0°F (-18°C)	C.A. <sup>E</sup> @ 32°F (0°C)	@ 25 Amps	@ 75 Amps	5-Hr	10-Hr	20-Hr	100-Hr	100-Hr	—	—
—	—	935	245	357	400	435	483	2.89		

**CHARGING INSTRUCTIONS**

## Charger Voltage Settings (at 77°F/25°C)

System Voltage	6V	12V	24V	36V	48V
<b>Bulk Charge</b>	7.41	14.82	29.64	44.46	59.28
<b>Float Charge</b>	6.75	13.50	27.00	40.50	54.00
<b>Equalize Charge</b>	8.10	16.20	32.40	48.60	64.80

Do not install or charge batteries in a sealed or non-ventilated compartment. Constant under or overcharging will damage the battery and shorten its life as with any battery.

**CHARGING TEMPERATURE COMPENSATION**

Add	Subtract
0.005 volt per cell for every 1°C below 25°C	0.005 volt per cell for every 1°C above 25°C
0.0028 volt per cell for every 1°F below 77°F	0.0028 volt per cell for every 1°F above 77°F

**OPERATIONAL DATA**

Operating Temperature	Self Discharge
-4°F to 122°F (-20°C to 50°C) At temperatures below 32°F (0°C) maintain a state of charge greater than 60%	Less than 3% per month depending on storage temperature conditions

**STATE OF CHARGE MEASURE OF OPEN-CIRCUIT VOLTAGE**

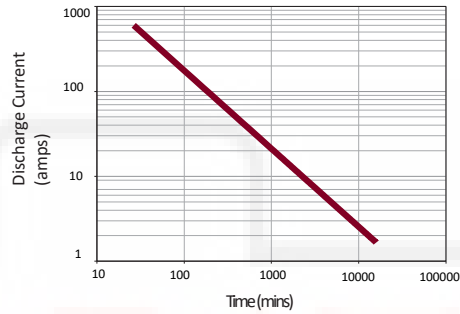
Percentage Charge	Specific Gravity	Cell	12Volt	
100	100	1.277	2.122	6.37
90	90	1.258	2.103	6.31
80	80	1.238	2.083	6.25
70	70	1.217	2.062	6.19
60	60	1.195	2.040	6.12
50	50	1.172	2.017	6.05
40	40	1.148	1.993	5.98
30	30	1.124	1.969	5.91
20	20	1.098	1.943	5.83
10	10	1.073	1.918	5.75



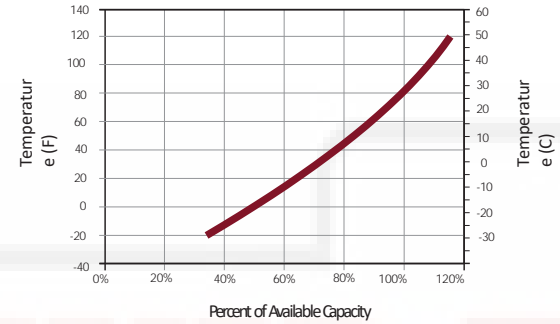
Designed in compliance with applicable BCI, DIN, BS and IEC standards. Tested in compliance to BCI and IEC standards.



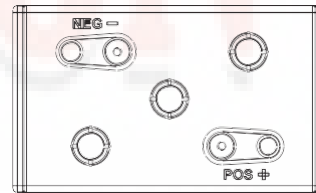
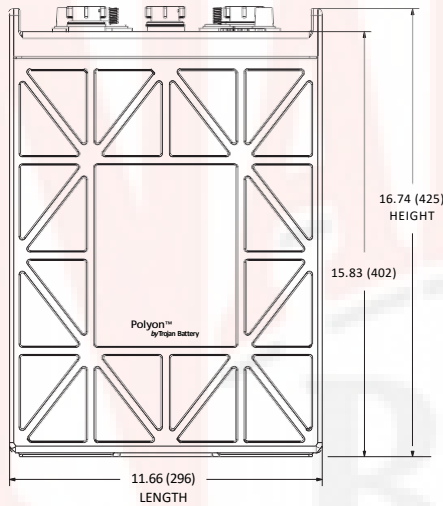
## TROJAN L16H-AC PERFORMANCE




## PERCENT CAPACITY VS. TEMPERATURE




## BATTERY DIMENSIONS



## TERMINAL CONFIGURATIONS



6	DT	Automotive Post & Stud Terminal
		<b>Terminal Height Inches (mm)</b> 0.79 (20)
		<b>Torque Values in-lb (Nm)</b> Stud: 95 -105 (11 - 12) / AP: 50 - 70 (6 - 8)
<b>Bolt Size</b> 5/16"		

A. The amount of amp-hours (Ah) a battery can deliver when discharged at a constant rate at 86°F (30°C) for all rates and maintain a voltage above 1.75 V/cell. Capacities are based on peak performance.  
 B. Dimensions may vary depending on type of handle or terminal. Batteries should be mounted with 0.5 inches (12.7 mm) spacing minimum.

C. Height taken from bottom of the battery to the highest point on the battery. Heights may vary depending on type of terminal.  
 D. Terminal images are representative only.  
 E. A boost charge should be performed every 6 months when batteries are in storage.  
 F. Weight may vary.