

MARINE

GOLF

INDUSTRIAL

AUTO

SPECIAL
APPLICATIONS

SOLAR

BEST VALUE IN SOLAR & STORAGE APPLICATION

• MAINTENANCE FREE – AGM VALVE REGULATED

- BCI Group GC2, 6V
- Reserve Capacity [Ah@20hr rate]: 209
- Reserve Capacity [Ah@100hr rate]: 235
- Energy [kWh@100hr]: 1.25
- Weight: 70 lbs.
- Length: 10.30 in (262 mm)
- Width: 7.06 in (179 mm)
- Height: 10.73 in (273 mm)
- M8/LT terminal



Maintenance free



IEC61427



AES AGM

UP TO 3X THE CYCLE LIFE OF STANDARD AGM BATTERIES

The new Trojan AES AGM Batteries deliver up to 3x the cycle life with high, sustained performance versus standard AGM. And, the battery maintains high capacity in extreme deep-cycling (up to 100% DoD), partial charging, and challenging environments.

It outperforms the competition in these areas:

- **Lasts Longer:** Up to 3x longer cycle life than standard AGM. Validated at 1,200 cycles at 100% DoD vs. 400 cycles for AGM.
- **Performs in harsh conditions:** Robust performance in extreme temperatures and conditions. Temperature range from -40°F to 140°F (-40°C to 60°C).
- **Delivers harmless PSoC:** Tested to withstand partial state of charge, again and again.



TROJAN
BATTERY COMPANY

DATA SHEET

MODEL SAES 06 220
VOLTAGE 6V
CAPACITY 220Ah @ 20Hr
MATERIAL Polypropylene
BATTERY COLOR Maroon

6 VOLT

PRODUCT + PHYSICAL SPECIFICATIONS

BCI Group Size	Type	Terminal Type ^g	Dimensions ^c Inches (mm)			Weight Lbs. ^l (kg)
GC2	SAES 06 220	M8 / LT	Length	Width	Height ^f	70 (32)
			10.30 (262)	7.06 (179)	10.73 (273)	

ELECTRICAL SPECIFICATIONS

Voltage	Capacity ^a Amp-Hours (Ah)					Energy kWh	Internal Resistance (mΩ)	Short Circuit Current (A)
6V	10-Hr	20-Hr	48-Hr	72-Hr	100-Hr	20-Hr	1.9	3250
	190	209	227	231	235	1.25		

CHARGER VOLTAGE SETTINGS (AT 77°F/25°C)

System Voltage	6V	12V	24V	36V	48V
Maximum Charge Current	50% of C20				
Absorption Charge	7.20	14.40	28.80	43.20	57.60
Float Charge	6.75	13.50	27.00	40.50	54.00

STATE OF CHARGE MEASURE OF OPEN-CIRCUIT VOLTAGE

PERCENTAGE CHARGE	CELL	12 VOLT
100	2.14	12.84
75	2.09	12.54
50	2.04	12.24
25	1.99	11.94
0	1.94	11.64

CHARGING TEMPERATURE COMPENSATION

Add	Subtract
0.005 volt per cell for every 1°C below 25°C 0.0028 volt per cell for every 1°F below 77°F	0.005 volt per cell for every 1°C above 25°C 0.0028 volt per cell for every 1°F above 77°F

OPERATIONAL DATA

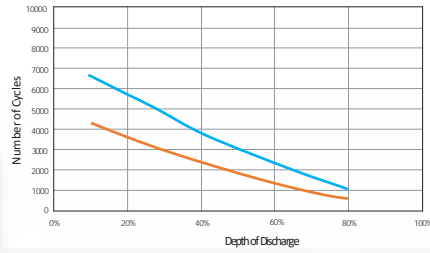
Operating Temperature	Self Discharge
-4°F to 122°F (-20°C to 50°C) At temperatures below 32°F (0°C) maintain a state of charge greater than 60%	Less than 3% per month depending on storage temperature conditions



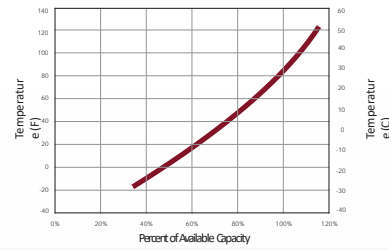
Designed in compliance with applicable BCI, DIN, BS and IEC standards. Tested in compliance to BCI and IEC standards.



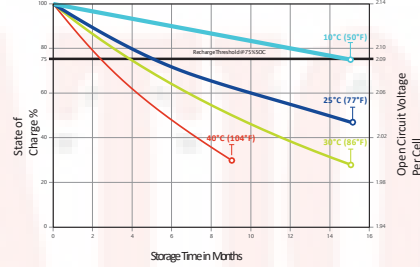
SOLAR CYCLE-LIFE



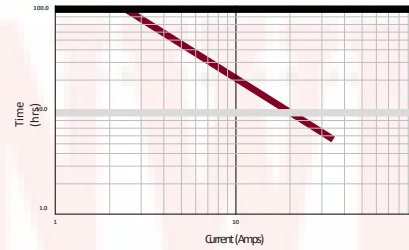
CAPACITY VS. OPERATING TEMPERATURE



SELF DISCHARGE VS. TIME^E

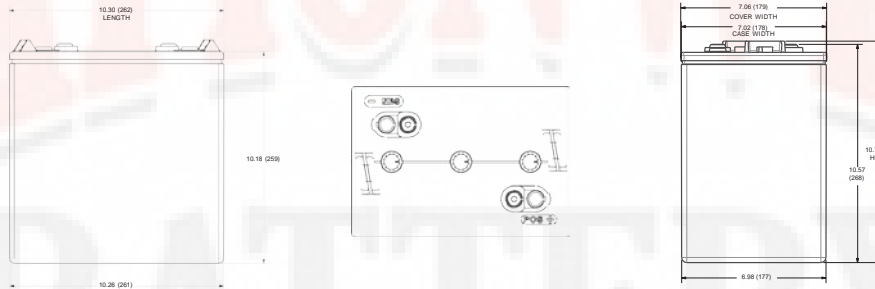


TROJAN SAES 06 220 PERFORMANCE



BATTERY DIMENSIONS

Dimensions Inches (mm) - shown with M8 height is 12.07 with LT



TERMINAL CONFIGURATIONS

15 M8	M8	15 M8	M8 WITH LT ADAPTER (ADAPTER PROVIDED BUT NOT INSTALLED)
	Battery Height with Terminal in Inches (mm) 10.57 (268)	Torque Values in-lb (Nm) Bolt: 85 – 90 (10 – 11)	Battery Height with Terminal in Inches (mm) 12.07 (307) Torque Values in-lb (Nm) Connection to M8: 85 – 90 (10 – 11) Connection to LT: 65 – 75 (7.5 – 8.5) Bolt Size M8 x 1.25

A. The amount of amp-hours (Ah) a battery can deliver when discharged at a constant rate at 86°F (30°C) for all rates and maintain a voltage above 1.75 V/cell. Capacities are based on peak performance.
B. Dimensions may vary depending on type of handle or terminal. Batteries should be mounted with 0.5 inches (12.7 mm) spacing minimum.

C. Height taken from bottom of the battery to the highest point on the battery. Heights may vary depending on type of terminal.
D. Terminal images are representative only.
E. A boost charge should be performed every 6 months when batteries are in storage.
F. Weight may vary.