

MARINE

GOLF

INDUSTRIAL

AUTO

SPECIAL
APPLICATIONS

SOLAR

BEST VALUE IN SOLAR & STORAGE APPLICATION

• MAINTENANCE FREE – AGM VALVE REGULATED

- BCI Group N/A, 12V
- Reserve Capacity [Ah@20hr rate]: 134
- Reserve Capacity [Ah@100hr rate]: 144
- Energy [kWh@20hr]: 1.60
- Weight: 85 lbs.
- Length: 12.96 in (329 mm)
- Width: 7.06 in (179 mm)
- Height: 10.96 in (278 mm)
- M8/LT terminal



Maintenance free



IEC61427



AES AGM

UP TO 3X THE CYCLE LIFE OF STANDARD AGM BATTERIES

The new Trojan AES AGM Batteries deliver up to 3x the cycle life with high, sustained performance versus standard AGM. And, the battery maintains high capacity in extreme deep-cycling (up to 100% DoD), partial charging, and challenging environments.

It outperforms the competition in these areas:

- **Lasts Longer:** Up to 3x longer cycle life than standard AGM. Validated at 1,200 cycles at 100% DoD vs. 400 cycles for AGM.
- **Performs in harsh conditions:** Robust performance in extreme temperatures and conditions. Temperature range from -40°F to 140°F (-40°C to 60°C).
- **Delivers harmless PSoC:** Tested to withstand partial state of charge, again and again.



TROJAN
BATTERY COMPANY

DATA SHEET

MODEL SAES 12 135
VOLTAGE 12V
CAPACITY 134Ah @ 20Hr
MATERIAL Polypropylene
BATTERY COLOR Maroon

12 VOLT

PRODUCT + PHYSICAL SPECIFICATIONS

BCI Group Size	Type	Terminal Type ^g	Dimensions ^c Inches (mm)			Weight Lbs. ^l (kg)
			Length	Width	Height ^f	
	SAES 12 105	M8/M8 WITH ADAPTER	12.96 (329)	6.81 (173)	9.34 (237)	69 (31)

ELECTRICAL SPECIFICATIONS

Voltage	Capacity ^a Amp-Hours (Ah)					Energy kWh	Internal Resistance (mΩ)	Short Circuit Current (A)
	10-Hr	20-Hr	48-Hr	72-Hr	100-Hr			
12V	115	134	140	142	144	20-Hr 1.60	4.3	2920

CHARGER VOLTAGE SETTINGS (AT 77°F/25°C)

System Voltage	12V	24V	36V	48V
Maximum Charge Current	50% of C20			
Absorption Charge	14.40	28.80	43.20	57.60
Float Charge	13.50	27.00	40.50	54.00

STATE OF CHARGE MEASURE OF OPEN-CIRCUIT VOLTAGE


PERCENTAGE CHARGE	CELL	12 VOLT
100	2.14	12.84
75	2.09	12.54
50	2.04	12.24
25	1.99	11.94
0	1.94	11.64

CHARGING TEMPERATURE COMPENSATION

Add	Subtract
0.005 volt per cell for every 1°C below 25°C 0.0028 volt per cell for every 1°F below 77°F	0.005 volt per cell for every 1°C above 25°C 0.0028 volt per cell for every 1°F above 77°F

OPERATIONAL DATA

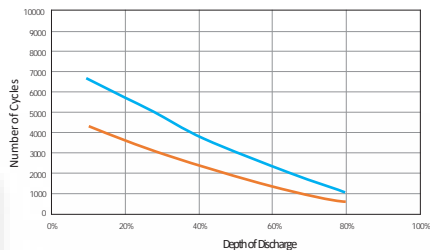
Operating Temperature	Self Discharge
-4°F to 122°F (-20°C to 50°C) At temperatures below 32°F (0°C) maintain a state of charge greater than 60%	Less than 3% per month depending on storage temperature conditions



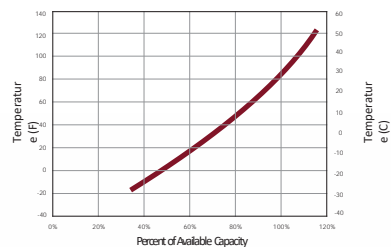
Designed in compliance with applicable BCI, DIN, BS and IEC standards. Tested in compliance to BCI and IEC standards.



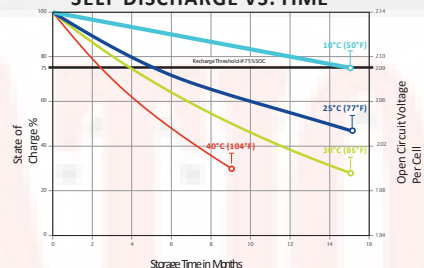
SOLAR CYCLE-LIFE



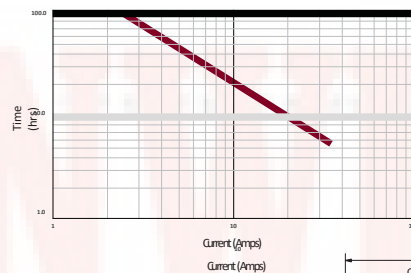
CAPACITY VS. OPERATING TEMPERATURE



SELF DISCHARGE VS. TIME^F

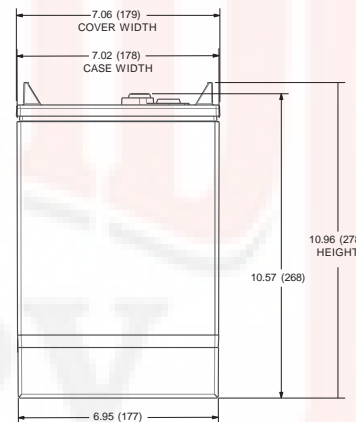
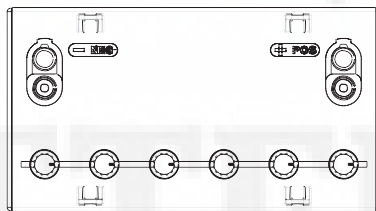
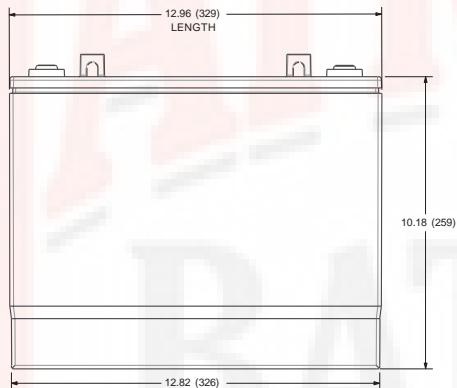


TROJAN SAES 06 220 PERFORMANCE



BATTERY DIMENSIONS

Dimensions Inches (mm) - shown with M8, height is 12.07 with LT



TERMINAL CONFIGURATIONS

15	M8	M8	15	M8	M8 WITH LT ADAPTER (ADAPTER PROVIDED BUT NOT INSTALLED)
	Battery Height with Terminal in Inches (mm) 10.57 (268)	Torque Values in-lb (Nm) Bolt: 85 - 90 (10 - 11)		Battery Height with Terminal in Inches (mm) 12.07 (307)	Torque Values in-lb (Nm) Connection to M8: 85 - 90 (10 - 11) Connection to LT: 65 - 75 (7.5 - 8.5) Bolt Size M8 x 1.25

A. The amount of amp-hours (Ah) a battery can deliver when discharged at a constant rate at 86°F (30°C) for all rates and maintain a voltage above 1.75 V/cell. Capacities are based on peak performance.
B. Dimensions may vary depending on type of handle or terminal. Batteries should be mounted with 0.5 inches (12.7 mm) spacing minimum.

C. Height taken from bottom of the battery to the highest point on the battery. Heights may vary depending on type of terminal.
D. Terminal images are representative only.
E. A boost charge should be performed every 6 months when batteries are in storage.
F. Weight may vary.