



SIGNATURE LINE FLOODED T-1260



• TRULY DEEP CYCLE – MAXGUARD T2

- BCI Group GC12, 12V
- Reserve Capacity [Ah@20hr rate]: 140
- Reserve Capacity [Ah@100hr rate]: 155
- Energy [kWh]: 1.86
- Weight: 78 lbs.
- Length: 12.96 in (329 mm)
- Width: 7.13 in (181 mm)
- Height: 10.71 in (272 mm)
- ELPT
- PLUS / SINGLE POINT

T2 Technology™



The Signature Line of deep-cycle flooded batteries is the flagship of Trojan's product portfolio.

Engineered to provide rugged durability and outstanding performance, Trojan's Signature is perfectly suited for use in renewable energy systems where lowest life-cycle cost is the key consideration. An all-around power house, the Signature Line features Trojan's historically-proven engineering with T2 Technology™, an advanced battery technology for maximum sustained performance, longer life and increased total energy.



TROJAN
BATTERY COMPANY

DATA SHEET

WWW.NATIONWIDE-BATTERY.COM

MODEL T-1260
VOLTAGE 12V
CAPACITY 140Ah @ 20Hr
MATERIAL Polypropylene
BATTERY TYPE Deep Cycle Flooded / Wet Lead Acid Battery

12V

PRODUCT + PHYSICAL SPECIFICATIONS

BCI Group Size	Type	Voltage	Cell(s)	Terminal Type ⁶	Dimensions ^c Inches (mm)			Weight Lbs. (kg)
					Length	Width	Height ^f	
GC12	T-1275	12	6	1	12.96 (329)	7.13 (181)	11.13 (283)	78 (35)

ELECTRICAL SPECIFICATIONS

Cranking Performance		Capacity ^A Minutes		Capacity ^B Amp-Hours (AH)				Energy (kWh)	Internal Resistance (mΩ)	Short Circuit Current (amps)
C.C.A. ^D @ 0°F (-18°C)	C.A. ^E @ 32°F (0°C)	@ 25 Amps	@ 75 Amps	5-Hr	10-Hr	20-Hr	100-Hr	100-Hr	—	—
—	—	260	60	113	126	140	155	1.86		

CHARGING INSTRUCTIONS

Charger Voltage Settings (at 77°F/25°C)				
System Voltage	12V	24V	36V	48V
Bulk Charge	14.82	29.64	44.46	59.28
Float Charge	13.50	27.00	40.50	54.00
Equalize Charge	16.20	32.40	48.60	64.80

Do not install or charge batteries in a sealed or non-ventilated compartment. Constant under or overcharging will damage the battery and shorten its life as with any battery.

CHARGING TEMPERATURE COMPENSATION

Add	Subtract
0.005 volt per cell for every 1°C below 25°C	0.005 volt per cell for every 1°C above 25°C
0.0028 volt per cell for every 1°F below 77°F	0.0028 volt per cell for every 1°F above 77°F

OPERATIONAL DATA

Operating Temperature	Self Discharge
-4°F to 122°F (-20°C to 50°C) At temperatures below 32°F (0°C) maintain a state of charge greater than 60%	Less than 3% per month depending on storage temperature conditions

STATE OF CHARGE MEASURE OF OPEN-CIRCUIT VOLTAGE

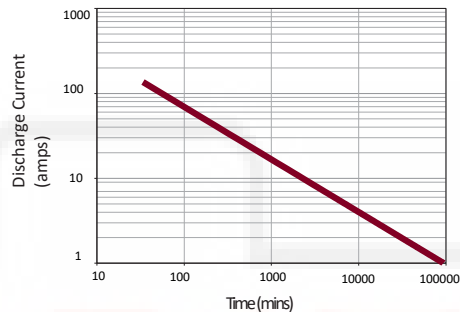
Percentage Charge	Specific Gravity	Cell	12 Volt
100	1.277	2.122	12.73
90	1.258	2.103	12.62
80	1.238	2.083	12.50
70	1.217	2.062	12.37
60	1.195	2.040	12.24
50	1.172	2.017	12.10
40	1.148	1.993	11.96
30	1.124	1.969	11.81
20	1.098	1.943	11.66
10	1.073	1.918	11.51



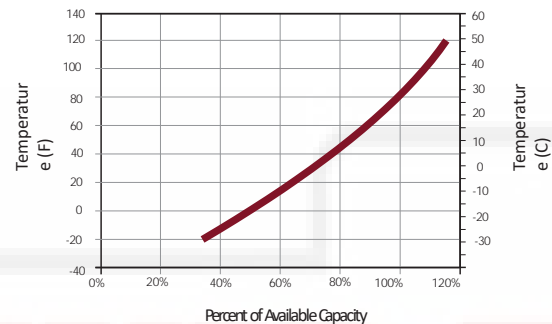
Designed in compliance with applicable BCI, DIN, BS and IEC standards. Tested in compliance to BCI and IEC standards.



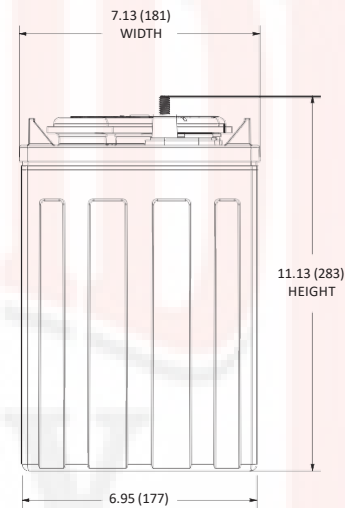
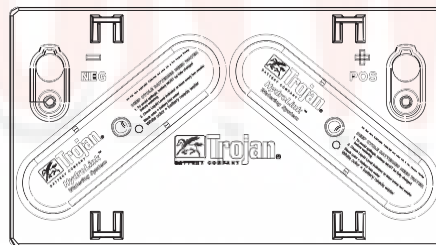
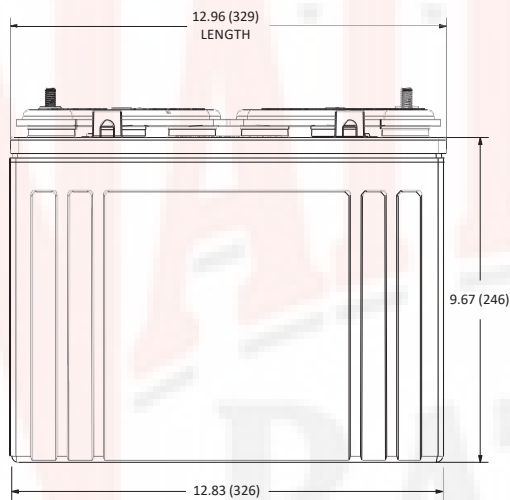
TROJAN T-1260 PERFORMANCE





PERCENT CAPACITY VS. TEMPERATURE



BATTERY DIMENSIONS (shown with EHPT)



1	ELPT EMBEDDED LOW PROFILE TERMINAL
	Terminal Height Inches (mm) 1.22 (31) Torque Values in-lb (Nm) 95 – 105 (11 – 12) Bolt 5/16"

2	EHPT EMBEDDED HIGH PROFILE TERMINAL
	Terminal Height Inches (mm) 1.50 (38) Torque Values in-lb (Nm) 95 – 105 (11 – 12) Bolt 5/16"

TERMINAL CONFIGURATIONS

A. The amount of amp-hours (Ah) a battery can deliver when discharged at a constant rate at 86°F (30°C) for all rates and maintain a voltage above 1.75 V/cell. Capacities are based on peak performance.
 B. Dimensions may vary depending on type of handle or terminal. Batteries should be mounted with 0.5 inches (12.7 mm) spacing minimum.

C. Height taken from bottom of the battery to the highest point on the battery. Heights may vary depending on type of terminal.
 D. Terminal images are representative only.
 E. A boost charge should be performed every 6 months when batteries are in storage.
 F. Weight may vary.