



GOLF LINE T-890

• TRULY DEEP CYCLE – MAXGUARD T2

- BCI Group GC8, 8V
- Reserve Capacity [Ah@20hr rate]: 190
- Reserve Capacity [Ah@100hr rate]: 211
- Energy [kWh]: 1.69
- Weight: 669 lbs.
- Length: 10.21 in (259 mm)
- Width: 7.06 in (179 mm)
- Height: 11.14 in (283 mm)
- ELPT / EHPT
- BAYONET / MASTERVENT / HYDROLINK



NO BOUNDARIES

Built to deliver superior performance, durability and reliability, these batteries utilize the highest quality components and meet the challenges of the toughest, hilliest courses in the world.

- Trojan’s proprietary Maxguard® T2 Separator and exclusive Alpha Plus® Paste with T2 Technology™ team up to increase battery life, extend run time and decrease maintenance.
- Offering durability and reliability to deliver high performance on and off the course



MODEL T-890
 VOLTAGE 8V
 CAPACITY 190Ah @ 20Hr
 MATERIAL Polypropylene
 BATTERY TYPE Deep Cycle Flooded / Wet Lead Acid Battery

8V
PRODUCT + PHYSICAL SPECIFICATIONS

BCI Group Size	Type	Voltage	Cell(s)	Terminal Type ^G	Dimensions ^C Inches (mm)			Weight Lbs. (kg)
					Length	Width	Height ^F	
GC8	T-890	8	4	1, 2	10.24 (260)	7.10 (180)	11.13 (283)	69 (31)

ELECTRICAL SPECIFICATIONS

Cranking Performance		Capacity ^A Minutes		Capacity ^B Amp-Hours (AH)				Energy (kWh)	Internal Resistance (mΩ)	Short Circuit Current (amps)
C.C.A. ^D @ 0°F (-18°C)	C.A. ^E @ 32°F (0°C)	@ 25 Amps	@ 75 Amps	5-Hr	10-Hr	20-Hr	100-Hr	100-Hr		
—	—	340	132	155	175	190	211	1.69	—	—

CHARGING INSTRUCTIONS

Charger Voltage Settings (at 77°F/25°C)

System Voltage	8V	24V	48V
Bulk Charge	9.88	29.64	59.28
Float Charge	9.00	27.00	54.00
Equalize Charge	10.80	32.40	64.80

Do not install or charge batteries in a sealed or non-ventilated compartment. Constant under or overcharging will damage the battery and shorten its life as with any battery.

CHARGING TEMPERATURE COMPENSATION

Add	Subtract
0.005 volt per cell for every 1°C below 25°C	0.005 volt per cell for every 1°C above 25°C
0.0028 volt per cell for every 1°F below 77°F	0.0028 volt per cell for every 1°F above 77°F

OPERATIONAL DATA

Operating Temperature	Self Discharge
-4°F to 122°F (-20°C to 50°C) At temperatures below 32°F (0°C) maintain a state of charge greater than 60%	Less than 3% per month depending on storage temperature conditions

STATE OF CHARGE MEASURE OF OPEN-CIRCUIT VOLTAGE

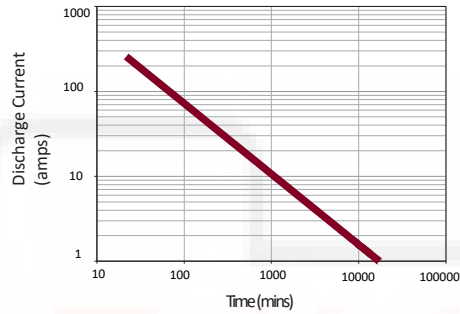
Percentage Charge	Specific Gravity	Cell	8 Volt
100	1.277	2.122	8.49
90	1.258	2.103	8.41
80	1.238	2.083	8.33
70	1.217	2.062	8.25
60	1.195	2.040	8.16
50	1.172	2.017	8.07
40	1.148	1.993	7.97
30	1.124	1.969	7.88
20	1.098	1.943	7.77
10	1.073	1.918	7.67



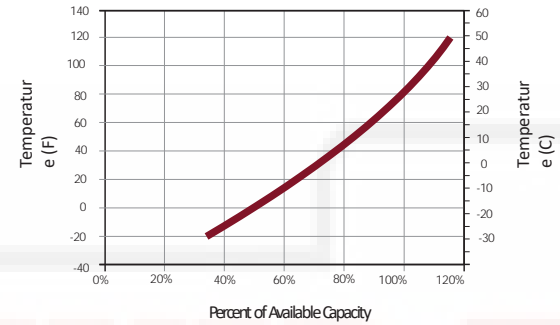
Designed in compliance with applicable BCI, DIN, BS and IEC standards. Tested in compliance to BCI and IEC standards.




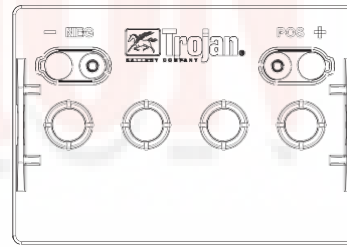
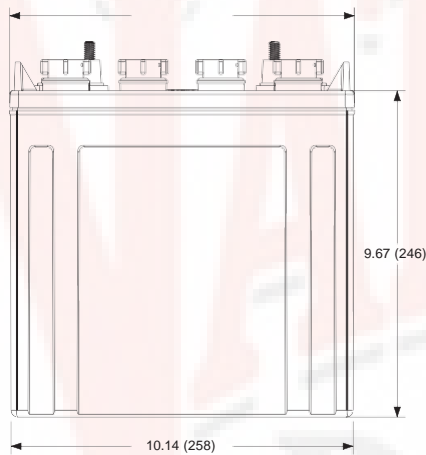
TROJAN T-890 PERFORMANCE



PERCENT CAPACITY VS. TEMPERATURE



BATTERY DIMENSIONS (shown with EHPT)



TERMINAL CONFIGURATIONS

1 ELPT EMBEDDED LOW PROFILE TERMINAL



Terminal Height Inches (mm)
1.22 (31)

Torque Values in-lb (Nm)
95 – 105 (11 – 12)

Bolt
5/16"

2 EHPT EMBEDDED HIGH PROFILE TERMINAL



Terminal Height Inches (mm)
1.50 (38)

Torque Values in-lb (Nm)
95 – 105 (11 – 12)

Bolt
5/16"

A. The amount of amp-hours (Ah) a battery can deliver when discharged at a constant rate at 86°F (30°C) for all rates and maintain a voltage above 1.75 V/cell. Capacities are based on peak performance.
B. Dimensions may vary depending on type of handle or terminal. Batteries should be mounted with 0.5 inches (12.7 mm) spacing minimum.

C. Height taken from bottom of the battery to the highest point on the battery. Heights may vary depending on type of terminal.
D. Terminal images are representative only.
E. A boost charge should be performed every 6 months when batteries are in storage.
F. Weight may vary.